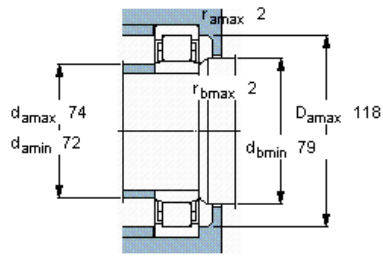
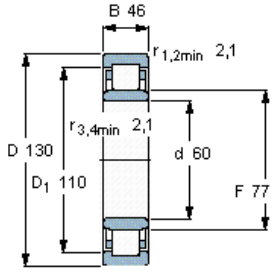
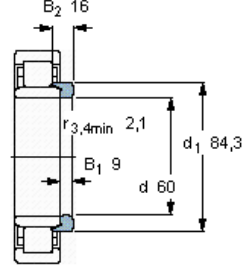


Cylindrical roller bearings, single row

Principal dimensions			Basic load ratings		Designation	Angle ring
d	D	B	dynamic C	static C0	* SKF Explorer bearing	Designation
mm			kN		-	-
60	130	46	260	265	NU 2312 ECP *	HJ 2312 EC



Calculation factors
 k_r 0,25
 e 0,3 γ 0



HJ 2312 EC
 Mass kg 0,24